

Terraces



Terraces is an exciting new collection of planter, seat and table products that form an integrated approach to landscape design. The range offers the flexible tools that, together with informed planting, help define space and movement and inspire the design of high quality environments within a wide range of public and commercial projects.



While any of the Terraces components can be used singularly, they are designed to be combined together to provide integrated layouts featuring planters, seats and tables of varying size and height. The name 'Terraces' refers to its unique capacity for creating tiers of planting as shown below, but equally it can be used for simple planting and seating arrangements on the same plane. The drawings below illustrate some of the possibilities but Terraces is about using the shapes to create novel solutions to interior space planning and letting your imagination run free.

The range offers the flexible tools that, together with informed planting help define space and movement and inspire the design of high quality environments within a wide range of public and commercial projects.



Terrace Options

36° Planters



L x W x H (mm)	770 x 500 x 425	770 x 500 x 575	770 x 500 x 725	770 x 500 x 875	770 x 500 x 1025
Code	36TERT01	36TERT02	36TERT03	36TERT04	36TERT05

72° Planters



L x W x H (mm)	1450 x 640 x 425	1450 x 500 x 575	1450x 500 x 725	1450x 500 x 875	1450 x 500 x 1025
Code	72TERT01	72TERT02	72TERT03	72TERT04	72TERT05

360° Planters



L x W x H (mm)	900 x 425	900 x 575	900 x 725	900 x 825	900 x 1025
Code	360TERT01	360TERT02	360TERT03	360TERT04	360TERT05

36° Table



<i>L x W x H (mm)</i>	770 x 500 x 425	770 x 500 x 575	770 x 500 x 725	770 x 500 x 875	770 x 500 x 1025
<i>Code</i>	36TERT01	36TERT02	36TERT03	36TERT04	36TERT05

72° Table




<i>L x W x H (mm)</i>	1450 x 640 x 425	1450 x 500 x 575	1450x 500 x 725	1450x 500 x 875	1450 x 500 x 1025
<i>Code</i>	72TERT01	72TERT02	72TERT03	72TERT04	72TERT05

360° Table




<i>L x W x H (mm)</i>	900 x 425	900 x 575	900 x 725	900 x 825	900 x 1025
<i>Code</i>	360TERT01	360TERT02	360TERT03	360TERT04	360TERT05



L x W x H (mm)	770 x 500 x 425	1450 x 640 x 425
Code	36TERS01	72TERS01




D x H (mm)	1200 x 425	1500 x 425
Code	360TER1200S01	720TER1500S01



D x H (mm)	2000 x 425
Code	720TER2000S01

Seating Options



Commbination Examples

- 36° Planter
- 72° Planter
- 360° Planter
- 36° Table
- 72° Table
- 360° Table
- 36° Seating
- 72° Seating
- 360° Seating
- 720° Seating

